



Oasis Universal Pond Pump Instructions

Keep Instructions for Future Reference

ELECTRICAL CONNECTIONS



NEUTRAL = BLUE N
EARTH = GREEN & YELLOW
LIVE = BROWN L

The pump comes complete with 10 mtrs of 3 core cable, however, should any additional cable be required then the use of an approved waterproof cable connector is essential.

The power supply must be earthed and fused at 3amps.

Regularly inspect the cable for damage and deterioration

Always use a residual circuit device (RCD) for additional safety

For permanent installation to the mains supply, it is necessary to comply with the regulations of the Local Electricity Authority.

Consult a qualified electrician if in doubt about any aspects of wiring.

SAFETY

Always disconnect the mains electricity supply before attempting any installation/maintenance or handling of any kind.

The pump should never be run dry as this will cause the unit to overheat and damage it.

Do not attempt to modify this unit in any way and only use the recommended parts for replacement.

Do not place in liquids other than water.

All connections must be Earthed.

Do not connect to any voltage other than that stated on the pump.

Do not use in water above 90°F or 30°C.

INSTALLATION

The pump should be sited on a firm base, raised from the bottom of the pond. Connect a suitable length of hose pipe. It is important to cut the multistage hose connectors to the correct size to fit hose pipe.

MODELS

UPP 700


UPP 1100

UPP 1800

UPP 2500

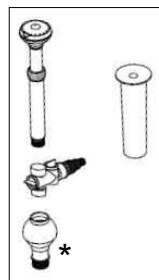
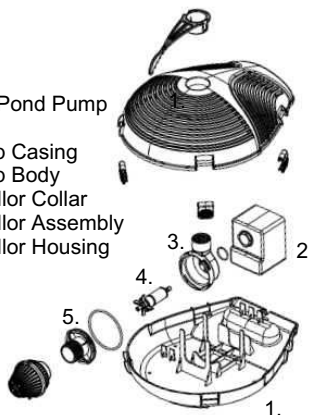
UPP 4000

UPP 5000



Universal Pond Pump

- 1). Pump Casing
- 2). Pump Body
- 3). Impellor Collar
- 4). Impellor Assembly
- 5). Impellor Housing



* Swivel Adaptor Available On Models 1800, 2500, 4000 & 5000

REGULAR MAINTENANCE

At regular intervals dependant on individual water conditions it will be necessary to carry out the following maintenance program.

Important:- Disconnect the mains electricity supply before attempting any maintenance work.

Impeller Assembly.

The Impeller assembly should be examined periodically (item 4)

Undo the impeller housing (item 5) from the motor body and carefully inspect the impellor assembly (Item 4).

Wash all components in clean running water.

Examine magnet and impeller for any damage.

If any of the components of the impeller assembly are damaged or broken, replace the impeller assembly.

Reassemble.

If you intend to remove your pump for the winter months, Remove impellor and clean with water. store in a dry frost free environment.

POINTS TO REMEMBER

Always disconnect the mains electricity supply before attempting any installation or handling of any kind.

Never run the pump out of water or without the pre-filter housing attached, as this will damage the pump.

Do not attempt to pull the out of the water by it's electrical supply cable.

Regularly inspect the pump and cable for any signs of damage.



Disposal of your old product Your product is designed and manufactured with high quality material and components, which can be recycled and reused. When this crossed-out wheeled bin symbol is attached to a product, it means the product is covered by the European Directive 2002/976/EC. Please contact your local authority about correct disposal for electrical and electronic equipment.

Please act according to your local rules and do not dispose of your old products with your normal household waste. The correct disposal of your old product will help prevent potential negative consequences for the environment and human health.

Guarantee

Your Universal Pond Pump 700, 1100, 1800, 2500, 4000 & 5000 is guarantee against failure due to defective workmanship or material for a period of 3 years from the date of purchase. Failure caused by accidental damage, misuse, neglect or used in liquids other than cold water are excluded from this guarantee. If a failure occurs during this period, a purchase receipt must be returned with the unit which will be repaired or replaced. The company can not accept any additional claims or consequential losses.

**THIS GUARANTEE DOES NOT AFFECT YOUR STATUTORY RIGHTS.
THIS UNIT IS MADE IN THE E.C AND CONFORMS TO CE
REGULATIONS**

Dealers Stamp: